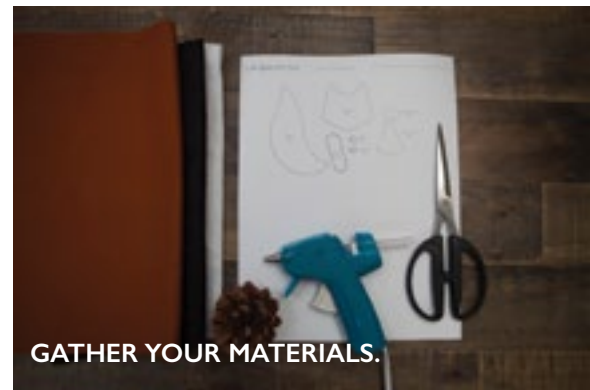



MAKE AN EASY FELT & pinecone fox

by Lia Griffith


Simple and fun to make, our pinecone crafts are perfect projects for little fingers. Our felt fox pinecone is just as adorable as those little cheeky owls. All you need to do is to print out the pattern on your computer. Use the templates (download from www.portlandfamily.com/feltfoxpinecone) to cut out your felt and assemble the fox by following our tutorial. Feel free to mix up the colors to make an entire range of the cute little guys!



GATHER YOUR MATERIALS.




CUT PIECES ACCORDING TO PATTERN.



GLUE WIRE BETWEEN TWO TAIL PIECES. GLUE FACIAL FEATURES TO HEAD AND TAIL END.



GLUE TO PINECONE AS SHOWN.



ENJOY!



Lia Griffith is a Portland designer, maker and handcrafted lifestyle expert who inspires millions worldwide to reconnect with their creativity through daily DIY projects, tutorials and videos (liagriffith.com).